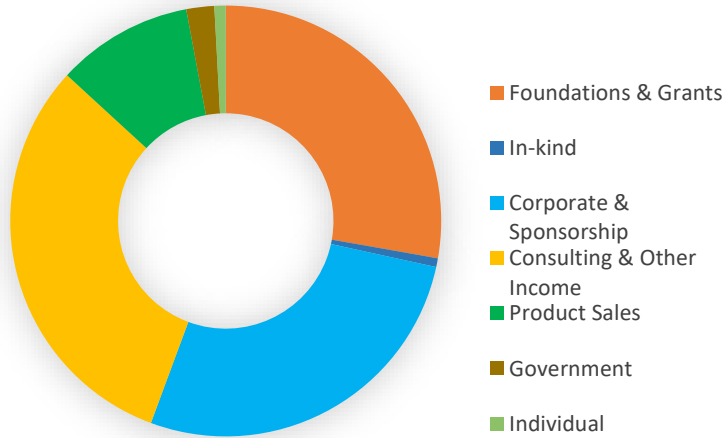


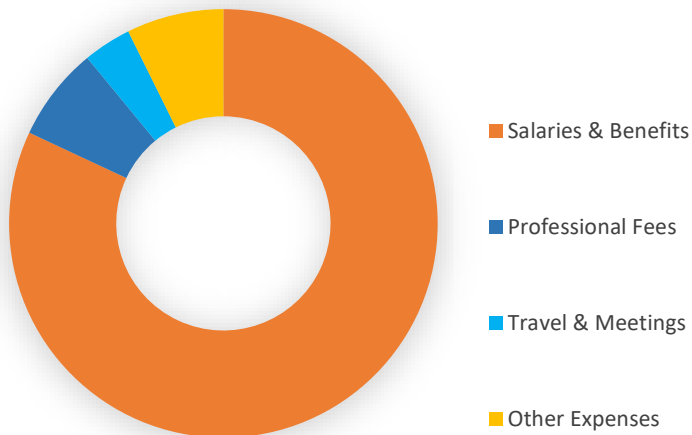
# Healthier Generation FY2023 Financials

This page displays the financial activities of Healthier Generation in the fiscal year ending June 30, 2023.



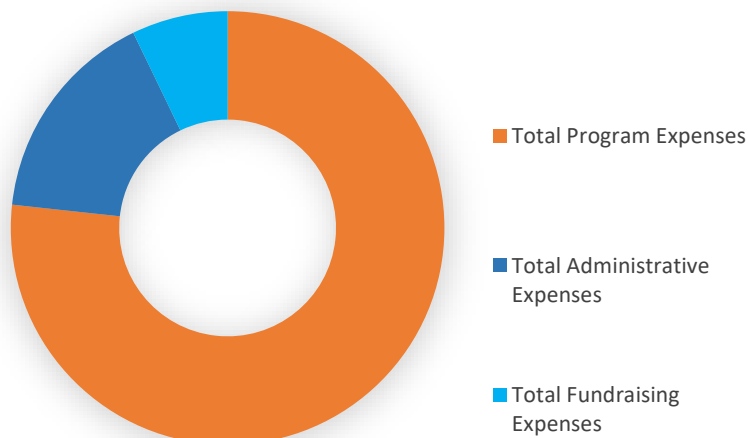
## Revenue

Foundations & Grants	1,668,599
In-kind	39,358
Corporate & Sponsorship	1,634,510
Consulting & Other Income	1,872,933
Product Sales	614,890
Government	125,671
Individual	50,908
<b>Total</b>	<b>\$ 6,006,869</b>



## Expenses

Salaries & Benefits	10,376,715
Professional Fees	897,238
Travel & Meetings	459,870
Other Expenses	926,771
<b>Total</b>	<b>\$ 12,660,594</b>



## Expenses Breakdown

Total Program Expenses	9,712,698
Total Administrative Expenses	2,040,777
Total Fundraising Expenses	907,119
<b>Total</b>	<b>\$ 12,660,594</b>